

The Top Cities for Giving

THE RANKINGS

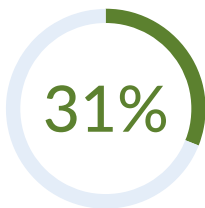
How do cities stack up when it comes to giving? This list ranks Fidelity Charitable's top 30 metropolitan areas—which all have 700 or more Giving Accounts—by the percentage of local Giving Accounts that recommend grants to nonprofits across eight philanthropic sectors, including arts and culture, education, environment and animals, health, human services, international affairs, religion and society benefit.

Nationwide in 2018, Fidelity Charitable's 200,000 generous donors supported more than 142,000 nonprofit organizations in every state and across the world, with organizations focused on human services, education and religion receiving the most support. But zooming in on this data reveals regional variations—differences in priorities and influences that add color to each area's philanthropic personality. These geographic identities reflect the needs and interests specific to a metropolitan area, along with the current events and emerging trends that can shift regional needs from year to year.



ARTS & CULTURE

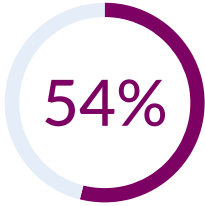
Thirty-one percent of Fidelity Charitable Giving Accounts sent support to arts and culture charities, including museums, arts organizations and public broadcasting services.



TOP METROPOLITAN AREAS FOR ARTS AND CULTURE GIVING

Metro Area Rank in 2018

1	Portland-Vancouver-Beaverton	^ 5
2	Boston-Cambridge-Quincy	v 1
3	San Francisco-Oakland-Fremont	v 1
4	New York-Northern New Jersey-Long Island	—
5	Washington-Arlington-Alexandria	—
6	San Jose-Sunnyvale-Santa Clara	^ 1
7	Seattle-Tacoma-Bellevue	v 4
8	Bridgeport-Stamford-Norwalk	—
9	Providence-New Bedford-Fall River	—
10	Cleveland-Elyria-Mentor	NEW



EDUCATION

Education is one of the most popular charitable sectors among Fidelity Charitable donors nationwide, with 54 percent of Giving Accounts supporting charities such as schools and universities, literacy and after-school programs and libraries.

TOP METROPOLITAN AREAS FOR EDUCATION GIVING

Metro Area Rank in 2018

1	Bridgeport-Stamford-Norwalk	—
2	Boston-Cambridge-Quincy	—
3	New York-Northern New Jersey-Long Island	—
4	San Francisco-Oakland-Fremont	—
5	San Jose-Sunnyvale-Santa Clara	^ 2
6	Washington-Arlington-Alexandria	v 1
7	Philadelphia-Camden-Wilmington	v 1
8	Providence-New Bedford-Fall River	—
9	Baltimore-Towson	^ 1
10	St. Louis	v 1



ENVIRONMENT & ANIMALS

Twenty-five percent of Fidelity Charitable Giving Accounts sent support to environment and animal charities, such as conservation organizations, zoos and animal shelters.

TOP METROPOLITAN AREAS FOR GIVING TO ENVIRONMENT AND ANIMALS

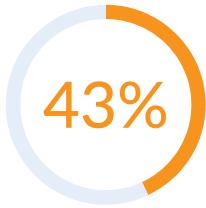
Metro Area Rank in 2018

1	Boston-Cambridge-Quincy	^ 1
2	Portland-Vancouver-Beaverton	^ 4
3	San Francisco-Oakland-Fremont	—
4	Providence-New Bedford-Fall River	v 3
5	Bridgeport-Stamford-Norwalk	—
6	San Jose-Sunnyvale-Santa Clara	v 2
7	Baltimore-Towson	^ 2
8	Washington-Arlington-Alexandria	^ 2
9	Seattle-Tacoma-Bellevue	v 1
10	St. Louis	NEW



HEALTH

Forty-three percent of Fidelity Charitable Giving Accounts sent support to health-related charities, including hospitals, medical research organizations, and health treatment programs.



TOP METROPOLITAN AREAS FOR HEALTH GIVING

Metro Area Rank in 2018

1	Boston-Cambridge-Quincy	—
2	Bridgeport-Stamford-Norwalk	^ 2
3	Miami-Fort Lauderdale-Pompano Beach	—
4	Providence-New Bedford-Fall River	v 2
5	New York-Northern New Jersey-Long Island	—
6	Baltimore-Towson	NEW
7	Chicago-Naperville-Joliet	^ 1
8	Cleveland-Elyria-Mentor	^ 1
9	Detroit-Warren-Livonia	v 3
10	Charlotte-Gastonia-Concord	v 3



HUMAN SERVICES

Human services is the most popular charitable sector among Fidelity Charitable donors nationwide, with 56 percent of Giving Accounts sending support to charities such as food banks, homeless shelters and youth programs.



TOP METROPOLITAN AREAS FOR HUMAN SERVICES GIVING

Metro Area Rank in 2018

1	Cleveland-Elyria-Mentor	^ 2
2	Boston-Cambridge-Quincy	v 1
3	Bridgeport-Stamford-Norwalk	^ 1
4	Chicago-Naperville-Joliet	v 2
5	San Francisco-Oakland-Fremont	^ 4
6	Seattle-Tacoma-Bellevue	NEW
7	Charlotte-Gastonia-Concord	NEW
8	Philadelphia-Camden-Wilmington	NEW
9	New York-Northern New Jersey-Long Island	v 2
10	Washington-Arlington-Alexandria	NEW



INTERNATIONAL AFFAIRS

Twenty-eight percent of Fidelity Charitable Giving Accounts sent support to international affairs charities, such as international development, relief and human rights organizations.



TOP METROPOLITAN AREAS FOR INTERNATIONAL AFFAIRS GIVING

Metro Area Rank in 2018

1	Washington-Arlington-Alexandria	^ 3
2	San Jose-Sunnyvale-Santa Clara	^ 1
3	New York-Northern New Jersey-Long Island	v 2
4	San Francisco-Oakland-Fremont	v 2
5	Portland-Vancouver-Beaverton	^ 4
6	Seattle-Tacoma-Bellevue	—
7	Philadelphia-Camden-Wilmington	NEW
8	Chicago-Naperville-Joliet	—
9	Miami-Fort Lauderdale-Pompano Beach	NEW
10	Minneapolis-St. Paul-Bloomington	v 3



RELIGION

Religion is one of the most popular charitable sectors among Fidelity Charitable donors nationwide, with 52 percent of Giving Accounts sending support to organizations such as churches, synagogues and temples.



TOP METROPOLITAN AREAS FOR GIVING TO RELIGION

Metro Area Rank in 2018

1	St. Louis	—
2	Houston-Sugar Land-Baytown	^ 5
3	Indianapolis-Carmel	^ 6
4	Minneapolis-St. Paul-Bloomington	—
5	Charlotte-Gastonia-Concord	^ 3
6	Detroit-Warren-Livonia	v 1
7	Cincinnati-Middletown	v 4
8	Dallas-Fort Worth-Arlington	v 2
9	Salt Lake City	v 7
10	Atlanta-Sandy Springs-Marietta	—



SOCIETY BENEFIT

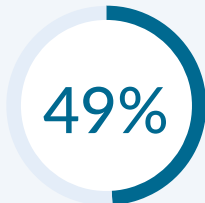
Thirty-eight percent of Fidelity Charitable Giving Accounts sent support to society benefit charities, including civil rights, community improvement, social advocacy and volunteer organizations.



TOP METROPOLITAN AREAS FOR GIVING TO SOCIETY BENEFIT

Metro Area Rank in 2018

1	Miami-Fort Lauderdale-Pompano Beach	–
2	New York-Northern New Jersey-Long Island	–
3	Bridgeport-Stamford-Norwalk	^ 2
4	Boston-Cambridge-Quincy	v 1
5	San Francisco-Oakland-Fremont	v 1
6	Washington-Arlington-Alexandria	–
7	St. Louis	^ 3
8	Baltimore-Towson	^ 1
9	San Jose-Sunnyvale-Santa Clara	v 2
10	Cleveland-Elyria-Mentor	v 2



Percentage of grant dollars that stayed in donors' home states

DID YOU KNOW?

Fidelity Charitable donors are committed to supporting their local communities. Roughly half of all recommended grant dollars were sent to charities within the donor's home state in 2018—and on average, 42 percent of grant dollars stayed in the donor's local metropolitan area.

The data for this report was obtained from Fidelity Charitable's internal reporting database and looks at Fidelity Charitable activity in calendar year 2018. For additional detail on reporting methodology, visit [FidelityCharitable.org/geography-of-giving](https://www.fidelitycharitable.org/geography-of-giving).

Fidelity Charitable is the brand name for Fidelity® Charitable Gift Fund, an independent public charity with a donor-advised fund program. Various Fidelity companies provide services to Fidelity Charitable. The Fidelity Charitable logo is a service mark, and the Fidelity Charitable name and Fidelity are registered service marks, of FMR LLC, used by Fidelity Charitable under license. Giving Account® is a registered service mark of the Trustees of Fidelity Charitable. 892650.2.0